



The **AS 50** LUXURY YACHT





Alshaali
Marine



الشعالي
مارين

History

Since 1979, AS Marine, owned and managed by the Al Shaali Group, has focused on quality, comfort, performance and style throughout its yachts' line-ups. A dedicated team of specialists do their level best to satisfy yachtsmen every day, combining technology and premium materials with detailed finish to meet AS Marine's standards of excellence.

AS Marine is considered a pioneer in yacht manufacturing in the Middle East with fiberglass boats. The company paved the way for marine business to flourish and evolve, opening doors to trade business while contributing to the local economy.

Yachting Reinvented

With this catalogue, we invite you to discover the brand-new AS 5 luxury Yacht, a broad range of yachts in AS Marine's ever-growing number of crafts, making a difference in the

industry. This difference is the result of strict requirements, fine-tuned designs, genuine craftsmanship and a company-wide dedication to deliver only the best products.



AS 50 Luxury Yacht | AS Manne 05

The AS 50 Luxury Yacht

At a glance, find yourself in a world of luxury with spacious interior, generous cockpit and hospitable flybridge.

The main deck boasts the salon and formal dining, set in an open plan surrounded by ample lounge seats bathed in sunlight, thanks to the broad side windows.

The flybridge creates a spacious gathering point, ideal for a sunset cruise or midday siesta. An abundance of space on all three decks. The clever seating arrangement on the flybridge allows for the placement of an optional hot tub, comfortable sunbeds, second steering station and a bar for the guests to enjoy.

Below, all four guest quarters providing extra

comfort and privacy. The AS 50 allows in an impressive amount of natural light in any of the cabins. The spacious forward Owner cabin holds a variety of closets and storage spaces while both guest cabins, which are located at the sides of the yacht, have twin berths for a total of eight on the lower deck.

The captain will surely make use of the integrated monitoring system, which keeps track of all the important data, while the crew will appreciate their quarters with two beds, a galley and a separate bathroom.

The powerful, hydraulic stern platform comes as optional will handle any watercraft.





AS 50 Luxury Yacht | AS Marine 07



AS 50 Luxury Yacht | AS Marine 08



AS 50 Luxury Yacht | AS Marine 09



AS 50 Luxury Yacht | AS Marine 10



AS 50 Luxury Yacht | AS Marine 11



AS 50 Luxury Yacht | AS Marine 12

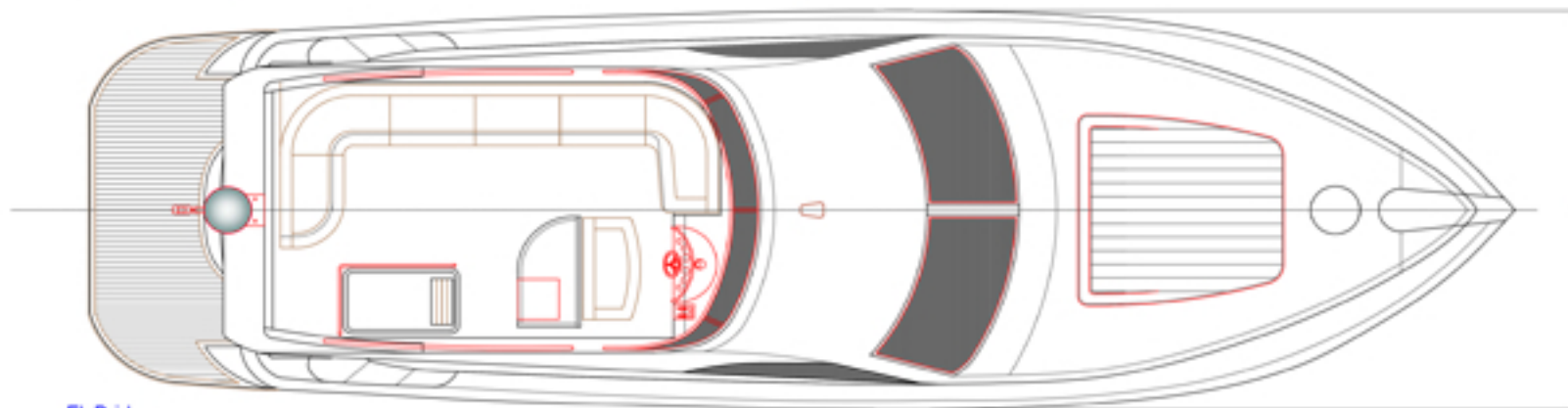



AS 50 Luxury Yacht | AS Marine 13





AS 50 Luxury Yacht | AS Marine 15

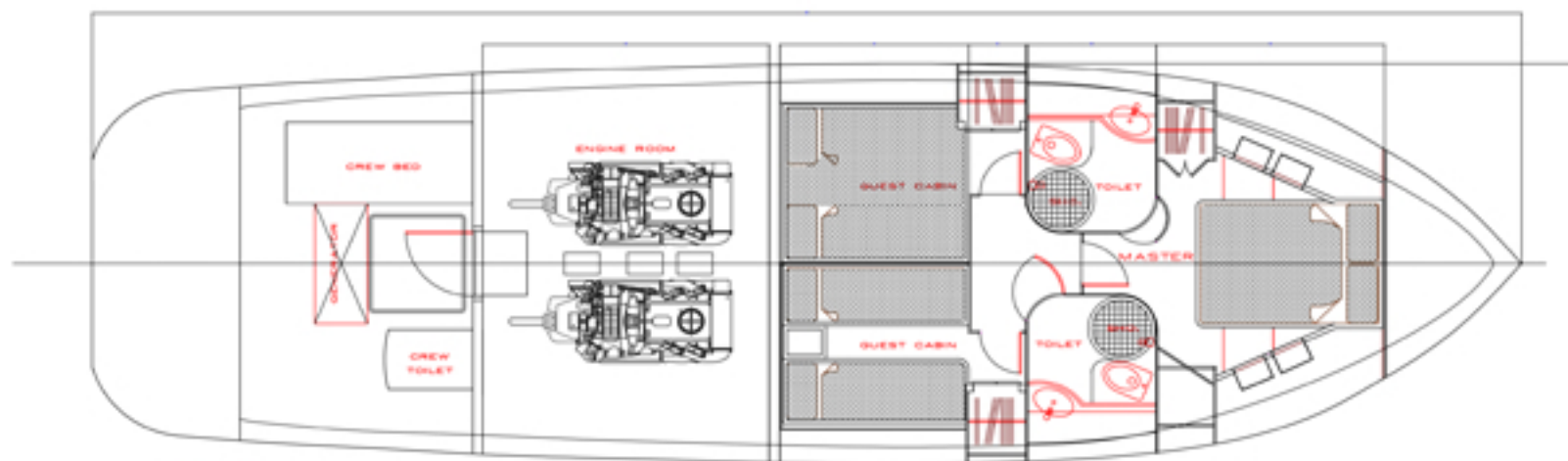


IMPORTANT NOTICE
This drawing and its specifications are the property of Al Shamsi Marine and must not be shown to any competitor or third party, nor may same be copied or partly copied for competition use.



DRAWING BY:		SCALE:		AS SHOWN		1" = 10' (SEE NOTE)		DATE:		10/20/2010		DRAWN BY:	
AL SHAALI MARINE		SECTION:		100'								Mohamad El Sourougy	
SEA-TITLE:		AS TO:		CROSS:		AS SHOWN						APPROVED BY:	
REV. DATE NO.		DATE:		2010		SHEET CONTENT:		AS 50 - FlyBridge & Profile				REV. DATE NO.	

AS 50 - FlyBridge & Profile



Lower Deck



Main Deck



IMPORTANT NOTICE

This drawing and its specifications are the property of A.S. SHAAU MARINE. Any reproduction or use without the written consent of A.S. SHAAU MARINE is strictly prohibited. Any competition or third party may cause the report to be partly copied for competition use.



DESIGNED BY	AL SHAU MARINE	SCALE	AS 50/50	NO. OF SHEETS	1/1	DATE	2023/05/01	DRAWN BY	Mahmoud El Soudky
CHECKED BY		DATE		NO. OF SHEETS		DATE		APPROVED BY	
DATE	AS 50	DATE	AS 50/50	NO. OF SHEETS		DATE		REVISION NO.	
NO. OF SHEETS	1/1	DATE		NO. OF SHEETS		DATE			

AS 50 - Lower & Main Deck

Main Features

• Length Overall	50 Ft. (15 m)
• Length Water Line	40 Ft. (12 m)
• Beam	15 Ft. (4.5m)
• Draft	4 Ft. (1.35 m)
• Hull Color	White
• Vessel Type	Pleasure Boat
• Displacement	15 to 20 tons
• Construction Material	Fiber Glass
• Passenger Capacity	15 Passengers
• Fuel Tank Capacity	450 Gallons (1701 L)
• Water Tank Capacity	100 Gallons (378 L)
• Head Compartments	2
• Inboard Engines	550HP x2 Cummins or any equivalent



Standard Specifications

HULL - DECK CONSTRUCTION:

- Deep V-shape keel with longitudinal stringers
- Fiberglass hand laminate hull
- Foam core sandwich deck construction

MASTER CABIN (Master Bedroom)

- Designed as per layout
- Queen size bed (150cm*200cm) 1 BED
- Standard ceiling with inset lighting-LED spots
- Walls and furniture wood finishes, leather
- Night stands, port and starboard with stand lights
- Two wall mounted reading lights
- 40" smart TV's, in Master cabin
- Mattresses on slats
- Curtain and bedding fabrics from standard yard
- Wardrobe with light, drawers for storage
- Mirror headboard over bed
- 220 V sockets
- Curtains or mini blends

GUEST CABIN (Guest Bedroom) at Portside

- Designed as per layout
- 2 Beds (60cm*200cm) x 2
- Standard ceiling with inset lighting-LED spots
- Walls and furniture wood finishes, leather
- Night stands, port and starboard with stand lights
- Wall mounted reading lights
- Mattresses on slats, Curtain, and bedding fabrics from standard yard
- Wardrobe with light, drawers for storage
- 220 V sockets, Curtains, or mini blends

TOILET & BATHROOM FOR GUEST CABIN's

- Design as per layout
- Tiles or PU Walls
- Sea-land vacuum toilets with three-way valves
- Comfortable size shower
- Extractor fan
- 220 V socket
- Corian counter tops with wash basins
- Mirror cabinets & Curtains or mini blinds
- Towel bar and soap dish, paper, and glass holders
- Fiber floor and Teak floor for shower

TOILET & BATHROOM FOR MASTER BEDROOM

- Design as per layout
- Tiles or PU Walls
- Sea-land vacuum toilets with three-way valves
- Comfortable size shower
- Extractor fan
- 220 V socket
- Faucets
- Corian counter tops with wash basins
- Mirror cabinets
- Curtains or mini blinds
- Towel bar and soap dish, paper, and glass holders
- Fiber floor and Teak floor for shower

GUEST CABIN (Guest Bedroom) at starboard

- Designed as per layout
- 2 Beds (60cm*200cm) x 2
- Standard ceiling with inset lighting-LED spots
- Walls and furniture wood finishes, leather
- Wall mounted reading lights
- Mattresses on slats, Curtain, and bedding fabrics from standard yard
- Wardrobe with light, drawers for storage
- 220 V sockets, Curtains, or mini blends

Helm Station (At Saloon):

- Design as per layout
- Designed console with complete motor instruments and switches in wood
Or covered with leather.
- Compass, VHF radio, autopilot (hooked up to chart plotter), chart plotter, all dual system switch for electric searchlight
- Rudder angle indicator
- Trim tabs indicator
- Up and down switch for anchor winch
- 35 NM color radar with balt antenna
- Sounder and speed log
- Windshield interval wipers and freshwater washers with controls
- 220 V sockets
- Hydraulic power steering
- Water tank gauges
- Electric helm seat
- Parquet or high-quality carpet
- Captain seat with storage

SALON AREA:

- Design as per layout
- Recessed ceiling with LED spots
- Wall paneling in wood veneer or Leather standard yard choice
- Furniture in standard yard choice of wood finishes, satin, or high gloss
- Side and aft window curtains from yard sample books or mini blinds
- High- low tv cabinet for 50' smart TV
- Tinted glass for side windows and aft deck saloon door
- Door frame in stainless steel
- Dining table and Sofa for 6 people
- Sofa and chairs covered in fabric or real leather
- Saloon occasional tables
- Parquet or high-quality carpet

PLUMBING:

- Aluminum water tanks with sight gauges
- Aluminum fuel tanks with inspection hatches, fuel level viewing tubes and indicator at helm station
- Aluminum holding tank with indicator at helm station and macerator pump with y-valve for pumped out to sea or via dockside discharge
- Automatic sump pumps for showers and sinks
- Sea-land vacuum toilets with y-valves for discharge selection
- Three-way valves for toilets for valves disposal

GALLEY:

- Design as per layout
- Wall cabinets in wood High gloss finish
- Standard ceiling with LED spots
- Corian surface
- SS sink with granite work surfaces
- Teak floor
- All appliances (Coffee maker, Juicer)
- Extractor fan
- Ceramic cooktop with microwave and oven
- Fridge with freezer unit
- 220 V sockets
- Rubbish bin

FLYBRIDGE:

- Design as per layout
- Teakwood flooring
- Heavy duty windshield in stainless steel frame
- Second helm station with complete engine instrumentation
- compass
- Rudder angle indicator
- Hydraulic power steering
- Electronic single level engine controls
- Captain seat with storage under
- All control switches for: electric search light, horn, anchor winch, trim tabs, VHF -second station, echo sounder
- Chart plotter with GPS
- Autopilot
- Full sound System
- Passenger seating with table
- Integrated lighting under the flybridge arch
- Wet bar with sinks, fridge, and BBQ-grill
- 220 V sockets (waterproof)
- Single covers for all flybridge elements
- Radar arch in GRP
- Navigation lamps complete with two red warning lights for out of command
- Flagpoles
- SS and Canvas top
- Ice maker

EXTERIOR:

- Covers for front and side windows
- Sunbed cushions with covers
- Sunbed cushions
- Boats name in stainless steel
- Fresh water tank station at bow and aft deck
- All fiberglass and stainless-steel exterior, as per layout
- Dockside freshwater inlet
- Sofa with cushions on aft deck
- 220 V waterproof sockets
- Zinc anodes
- 6 fenders
- Mooring lines
- 2 Boathooks in their compartments
- 4 life vests, & First aid pack.
- 1Nos. Telescopic Swimming ladder 3 Step
- Teak flooring at AFT & walkaround.

ENGINE ROOM AND EQUIPMENT:

- Twin diesel engines, with suitable gear boxes.
- Underwater engines exhausts
- circle engine water cooling systems,
- Marine generator with sound shield,
- Automatic battery charger
- 24 V / 220 V lighting and 220 V watertight power sockets
- 40 l water heater by engine cooling system and 22 V heating element
- Water pressure pump with pressure tank
- Water outlet with sink, Freshwater fitting
- Bed for crew.
- Toilet for Crew
- Sound and heat insulated material
- Fire extinguishing system
- 2 heavy-duty stainless-steel shafts
- 2 heavy duty automatic bilge pumps & Manual bilge pumps
- Fuel day tank in the bilge
- Steel floor plates between the engines
- Stainless steel handrail between the engines
- Engine alarm system for low oil pressure and high oil temperature
- Twin engine compartment blowers (24 V and 220 V)
- Engine room ventilation via custom side air intake channels
- Engine room door with bull eye.

HULL AND DECK HARDWARE:

- Handrail, cleats, and fittings made of stainless steel 316
- Fender
- Anchor windlass with top spill and remote operation
- Stainless steel anchor (40 kg)
- 40 meters of 13 m anchor chain
- Chain stripper with chain stop
- Anchor locker with hatch and water outlets
- 4 blade bronze props
- Built in shower above swim platform
- Dual horns
- Fiber stairs from aft deck to flybridge
- Deck wash-down system with outlets for aft deck and flybridge
- Led step lights in stairs
- Aft deck table

ELECTRICAL SYSTEMS:

- 220 V, 50HZ electrical supply from generator or shore
- 220 V sockets
- 12 V system throughout
- Navigation light
- Security protection switching
- Float switching for bilge system
- Boat indicator panel
- AC/ DC light transformer
- 6 x 200 AMP/ HR gel batteries for engine and ship power
- Separate 120 AMP/ HR starting gel battery for generator
- Encloses acid proof fiberglass battery boxes with covers
- Main electric locker includes AC power with all security switches
- 12 V DC monitoring and circuit breaker p
- 6 Under Water Lights

About Al Shaali Marine

Established in 1979 by Abdullah Al Shaali, AS Marine has inherited the proud boat building tradition that has earned the legendary Arabian seafarer and his crafts a proud place in world maritime history. Translated into modern design and technology, this tradition remains the foundation and mission of the AS Marine boats' building process. From the factory complex in the United Arab Emirates, a wide product range of luxury flybridge yachts are manufactured for domestic and worldwide markets.

AS Marine has received numerous awards from leading international bodies and won many of the industries famous quality certificates. AS Marine shows a combination of talent where design pleases, performance excites, and seagoing dependability means the safety and comfort of the owner and guest. Our signature is beauty and pride, and our clients receive nothing less. Look no further, you can truly have it all! AS Marine is making smart boating decisions easy.





📍 Al Shaali Marine, New Industrial Area P.O.Box787
📞 +971 6 743 6443 ✉ info@alshaalimarine.com
🌐 www.alshaalimarine.com